

(1)(a) STATEMENT SHOWING SHAREHOLDING PATTERN


NAME OF THE COMPANY: SHREE RENUKA SUGARS LIMITED

Class of Security: Equity Shares		Shareholding Pattern as on June 30, 2013 (Pre Amalgamation)	
Bombay Stock Exchange Limited		National Stock Exchange of India Limited	
Scrip Code	Scrip Name	Scrip Code	Scrip Name
532670	RENUKA	---	RENUKA
<b>Partly paid-up shares</b>	<b>No. of partly paid-up shares</b>	<b>As a % of total no. of partly paid-up shares</b>	<b>As a % of total no. of shares of the Company.</b>
Held by promoter/promoter group	NA	NA	NA
<b>Total:</b>	NA	NA	NA
<b>Outstanding convertible securities:</b>	<b>No. of outstanding securities</b>	<b>As a % of total no. of outstanding convertible securities.</b>	<b>As a % of total no. of shares of the Company assuming full conversion of the convertible securities</b>
Held by promoter/promoter group	NA	NA	NA
Held by Public	NA	NA	NA
<b>Total:</b>	NA	NA	NA
<b>Warrants:</b>	<b>No. of warrants</b>	<b>As a % of total no. of warrants</b>	<b>As a % of total no. of shares of the Company, assuming full conversion of warrants</b>
Held by promoter/promoter group	NA	NA	NA
Held by Public	NA	NA	NA
<b>Total:</b>	NA	NA	NA
<b>Total paid-up capital of the Company, assuming full conversion of warrants and convertible securities</b>	<b>Rs. 671,319,650/-</b> <b>(Consisting of 671,319,650 Equity Shares of Re. 1/- each)</b>		





SHRIN. SA


CATEGORY CODE	CATEGORY OF SHAREHOLDER	NO OF SHAREHOLDERS	TOTAL NUMBER OF SHARES	NO OF SHARES HELD IN DEMATERIALIZED FORM	TOTAL SHAREHOLDING AS A % OF TOTAL NO OF SHARES		SHARES PLEDGE OR OTHERWISE ENCUMBERED	
					AS a PERCENTAGE of (A+B)	As a PERCENTAGE of (A+B+C)	NUMBER OF SHARES	AS a PERCENTAGE
(I)	(II)	(III)	(IV)	(V)	(VI)	(VII)	(VIII)	(IX)=(VIII)/(IV)*100
<b>(A)</b>	<b>PROMOTER AND PROMOTER GROUP</b>							
(1)	INDIAN							
(a)	Individual /HUF	8	23,155,297	23,155,297	3.45	3.45	-	0.00
(b)	Central Government/State Government(s)	-	-	-	0.00	0.00	-	0.00
(c)	Bodies Corporate	3	234,336,295	234,336,295	34.91	34.91	100,072,365	42.70
(d)	Financial Institutions / Banks	-	-	-	0.00	0.00	-	0.00
(e)	Others	-	-	-	0.00	0.00	-	0.00
	<b>Sub-Total A(1) :</b>	<b>11</b>	<b>257,491,592</b>	<b>257,491,592</b>	<b>38.36</b>	<b>38.36</b>	<b>100,072,365</b>	<b>38.86</b>
(2)	FOREIGN							
(a)	Individuals (NRIs/Foreign Individuals)	-	-	-	0.00	0.00	-	0.00
(b)	Bodies Corporate	-	-	-	0.00	0.00	-	0.00
(c)	Institutions	-	-	-	0.00	0.00	-	0.00
(d)	Qualified Foreign Investor	-	-	-	0.00	0.00	-	0.00
(e)	Others	-	-	-	0.00	0.00	-	0.00
	<b>Sub-Total A(2) :</b>	<b>-</b>	<b>-</b>	<b>-</b>	<b>0.00</b>	<b>0.00</b>	<b>-</b>	<b>0.00</b>
	<b>Total A=A(1)+A(2)</b>	<b>11</b>	<b>257,491,592</b>	<b>257,491,592</b>	<b>38.36</b>	<b>38.36</b>	<b>100,072,365</b>	<b>38.86</b>
<b>(B)</b>	<b>PUBLIC SHAREHOLDING</b>							
(1)	INSTITUTIONS							
(a)	Mutual Funds /UTI	6	35,174,589	35,174,589	5.24	5.24		
(b)	Financial Institutions /Banks	10	21,362,962	21,362,962	3.18	3.18		
(c)	Central Government / State Government(s)	-	-	-	0.00	0.00		
(d)	Venture Capital Funds	-	-	-	0.00	0.00		
(e)	Insurance Companies	-	-	-	0.00	0.00		
(f)	Foreign Institutional Investors	89	90,005,505	90,005,505	13.41	13.41		
(g)	Foreign Venture Capital Investors	-	-	-	0.00	0.00		
(h)	Qualified Foreign Investor	-	-	-	0.00	0.00		
(i)	Others	-	-	-	0.00	0.00		
	<b>Sub-Total B(1) :</b>	<b>105</b>	<b>146,543,056</b>	<b>146,543,056</b>	<b>21.83</b>	<b>21.83</b>		
(2)	NON-INSTITUTIONS							
(a)	Bodies Corporate	1,991	39,454,564	39,454,564	5.88	5.88		
(b)	Individuals							
	(i) Individuals holding nominal share capital upto Rs.1 lakh	212,522	152,725,307	147,163,156	22.75	22.75		
	(ii) Individuals holding nominal share capital in excess of Rs.1 lakh	67	22,825,676	22,390,676	3.40	3.40		
(c)	Others							



CATEGORY CODE	CATEGORY OF SHAREHOLDER	NO OF SHAREHOLDERS	TOTAL NUMBER OF SHARES	NO OF SHARES HELD IN DEMATERIALIZED FORM	TOTAL SHAREHOLDING AS A % OF TOTAL NO OF SHARES		SHARES PLEDGE OR OTHERWISE ENCUMBERED	
					AS a PERCENTAGE of (A+B)	As a PERCENTAGE of (A+B+C)	NUMBER OF SHARES	AS a PERCENTAGE
(I)	(II)	(III)	(IV)	(V)	(VI)	(VII)	(VIII)	(IX)=(VIII)/(IV)*100
	FOREIGN NATIONALS	1	1,200,000	-	0.18	0.18		
	DIRECTORS	6	4,841,260	4,841,260	0.72	0.72		
	NON RESIDENT INDIANS	2,468	13,165,247	11,165,247	1.96	1.96		
	CLEARING MEMBERS	283	8,337,793	8,337,793	1.24	1.24		
	TRUSTS	14	24,735,155	24,730,155	3.68	3.68		
(d)	Qualified Foreign Investor	-	-	-	0.00	0.00		
	<b>Sub-Total B(2) :</b>	<b>217,352</b>	<b>267,285,002</b>	<b>258,082,851</b>	<b>39.81</b>	<b>39.81</b>		
	<b>Total B=B(1)+B(2) :</b>	<b>217,457</b>	<b>413,828,058</b>	<b>404,625,907</b>	<b>61.64</b>	<b>61.64</b>		
	<b>Total (A+B) :</b>	<b>217,468</b>	<b>671,319,650</b>	<b>662,117,499</b>	<b>100.00</b>	<b>100.00</b>	<b>100,072,365</b>	<b>14.91</b>
(C)	Shares held by custodians, against which Depository Receipts have been issued							
(1)	Promoter and Promoter Group	-	-	-	0.00	0.00		
(2)	Public	-	-	-	0.00	0.00		
	<b>GRAND TOTAL (A+B+C) :</b>	<b>217,468</b>	<b>671,319,650</b>	<b>662,117,499</b>	<b>100.00</b>	<b>0.00</b>	<b>100,072,365</b>	<b>14.91</b>

(I)(b) Statement showing holding of securities (including shares, warrants, convertible securities) of persons belonging to the category "Promoter and Promoter Group"											
Sr.No	Name of the Shareholder	Details of Shares held		Encumbered shares (*)			Details of Warrants		Details of convertible securities		Total Shares (including underlying shares assuming full conversion of warrants and convertible securities) as a % of diluted share capital
		No. of Shares held	As a % of grand total (A)+(B)+(C)	Pledge Shares	AS a percentage	AS a % of grand total (A) + (B) + (C) of sub-clause (I)(a)	Number of warrants held	As a % total number of warrants of the same class	Number of convertible securities held	As a % total number of convertible securities of the same class	
(I)	(II)	(III)	(IV)	(V)	(VI)=(V)/(III)*100	(VII)	(VIII)	(IX)	(X)	(XI)	(XII)
1	MURKUMBI INVESTMENTS PRIVATE LIMITED	121,414,000	18.09	56,278,375	46.35	8.38	0	0.00	0	0.00	18.09
2	KHANDEPAR INVESTMENTS PRIVATE LIMITED	75,400,000	11.23	43,793,990	58.08	6.52	0	0.00	0	0.00	11.23
3	AGRI VENTURE TRADING AND INVESTMENT PRIVATE LIMITED	37,522,295	5.59	-	0.00	0.00	0	0.00	0	0.00	5.59
4	NARENDRA M MURKUMBI	12,812,905	1.91	-	0.00	0.00	0	0.00	0	0.00	1.91
5	SUPRIYA SHAILESH ROJEKAR	4,710,000	0.70	-	0.00	0.00	0	0.00	0	0.00	0.70
6	INIKI NARENDRA MURKUMBI	1,400,000	0.21	-	0.00	0.00	0	0.00	0	0.00	0.21
7	MALVIKA MURKUMBI	1,400,000	0.21	-	0.00	0.00	0	0.00	0	0.00	0.21
8	ANURADHA RAVINDRA KULKARNI	1,237,732	0.18	-	0.00	0.00	0	0.00	0	0.00	0.18
9	VIDYA MURKUMBI	1,228,800	0.18	-	0.00	0.00	0	0.00	0	0.00	0.18
10	DILIP VASANT RAO DESHPANDE	315,860	0.05	-	0.00	0.00	0	0.00	0	0.00	0.05
11	APOORVA NARENDRA MURKUMBI	50,000	0.01	-	0.00	0.00	0	0.00	0	0.00	0.01
	<b>TOTAL :</b>	<b>257,491,592</b>	<b>38.36</b>	<b>100,072,365</b>	<b>38.86</b>	<b>14.91</b>	<b>0</b>	<b>0.00</b>	<b>0</b>	<b>0.00</b>	<b>38.36</b>



(I)(c)(i) Statement showing holding of securities (including shares, warrants, convertible securities) of persons belonging to the category "Public" and holding more than 1% of the total number of shares								
Sr.No.	Name of the shareholder	Number of shares held	Shares as a percentage of total number of shares {i.e., Grant total (A)+(B)+(C) indicated in Statement at para (I)(a) above}	Details of warrants		Details of convertible securities		Total shares (including underlying shares assuming full conversion of warrants and convertible securities) as a % of diluted share capital)
				Number of warrants held	As a % total number of warrants of the same class	Number of convertible securities held	% w.r.t total number of convertible securities of the same class	
1	ICICI PRUDENTIAL LIFE INSURANCE COMPANY LTD	29,716,392	4.43	0	0.00	0	0.00	4.43
2	SHREE RENUKA SUGARS DEVELOPMENT FOUNDATION	20,572,884	3.06	0	0.00	0	0.00	3.06
3	LIFE INSURANCE CORPORATION OF INDIA	18,720,122	2.79	0	0.00	0	0.00	2.79
4	PLATINUM INVESTMENT MANAGEMENT LIMITED A/C PLATINUMASIA FUND	13,222,745	1.97	0	0.00	0	0.00	1.97
5	THIRD AVENUE MANAGEMENT LLC A/C THIRD AVENUE GLOBAL VALUE (MASTER) FUND, L.P.	8,783,946	1.31	0	0.00	0	0.00	1.31
6	DIMENSIONAL EMERGING MARKETS VALUE FUND	7,048,981	1.05	0	0.00	0	0.00	1.05
<b>TOTAL :</b>		<b>98,065,070</b>	<b>14.61</b>	<b>0</b>	<b>0.00</b>	<b>0</b>	<b>0.00</b>	<b>14.61</b>

(I)(c)(ii) Statement showing holding of securities (including shares, warrants, convertible securities) of persons (together with PAC) belonging to the category "Public" and holding more than 5% of the total number of shares of the company								
Sr.No.	Name(s) of the shareholder(s) and the Persons Acting in Concert (PAC) with them	Number of shares held	Shares as a percentage of total number of shares {i.e., Grant total (A)+(B)+(C)}	Details of warrants		Details of convertible securities		Total shares (including underlying shares assuming full conversion of warrants and
				Number of warrants held	As a % total number of warrants of the same class	Number of convertible securities held	% w.r.t total number of convertible securities of the same class	
<b>TOTAL :</b>		<b>0</b>	<b>0</b>	<b>0</b>	<b>0</b>	<b>0</b>	<b>0</b>	<b>0</b>

*Signature*



(I)(d) STATEMENT SHOWING DETAILS OF LOCKED-IN SHARES"				
Sr.No.	Name of the shareholder	Number of locked-in shares	Locked-in shares as a (%) percentage of total number of shares {i.e, Grand Total (A)+(B)+(C) Indicated in Statement at para (I)(a) above}	Promoter/Promoter Group/Public
TOTAL :		0	0	

(II)(a) STATEMENT SHOWING DETAILS OF DEPOSITORY RECEIPTS (DRS)				
Sr.No.	Type of outstanding DR (ADRs,GDRs,SDRs,etc.)	Number of outstanding DRs	Number of shares underlying outstanding DRs	Shares underlying outstanding DRs as a percentage of total number of shares {i.e., Grand Total (A)+(B)+(C) indicated in Statement at Para(I)(a) above}
TOTAL :		0	0	0

(II)(b) Statement showing Holding of Depository Receipts (DRs), where underlying shares held by "Promoter/Promoter group" are in excess of 1% of the total number shares.				
Sr.No.	Name of the DR Holder	Type of outstanding DR (ADRs,GDRs, SDRs,etc.)	Number of shares underlying outstanding DRs	Shares underlying outstanding DRs as a percentage of total number of shares {i.e., Grand Total (A)+(B)+(C) indicated in Statement at para(I)(a) above}
TOTAL :			0	0

(III) (a) Statement showing the voting pattern of Shareholders, if more than one class of shares/securities is issued by the issuer : Not Applicable

